

Guide de mesures pour stomies ovales




INSTRUCTIONS:


Découpez chaque cercle gris sans franchir la bordure rouge afin de créer votre propre guide de mesures pour stomies.



Maintenez votre appareil mobile de sorte que le code apparaît dans le viseur de l'application de l'appareil photo, et lorsque demandé, appuyez sur la notification pour ouvrir le lien pour vous inscrire au Service Secure Start de Hollister




1-1/4" x 3/4"
(32mm x 19mm)




1-1/4" x 1"
(32mm x 25mm)




1-1/2" x 1"
(38mm x 25mm)




1-1/2" x 1-1/4"
(38mm x 32mm)




1-3/4" x 1"
(44mm x 25mm)




1-3/4" x 1-1/4"
(44mm x 32mm)




1-3/4" x 1-1/2"
(44mm x 38mm)




2" x 1-1/4"
(51mm x 32mm)




2" x 1-1/2"
(51mm x 38mm)



2" x 1-3/4"
(51mm x 44mm)



2-1/4" x 1-1/2"
(57mm x 38mm)



2-1/4" x 1-3/4"
(57mm x 44mm)

