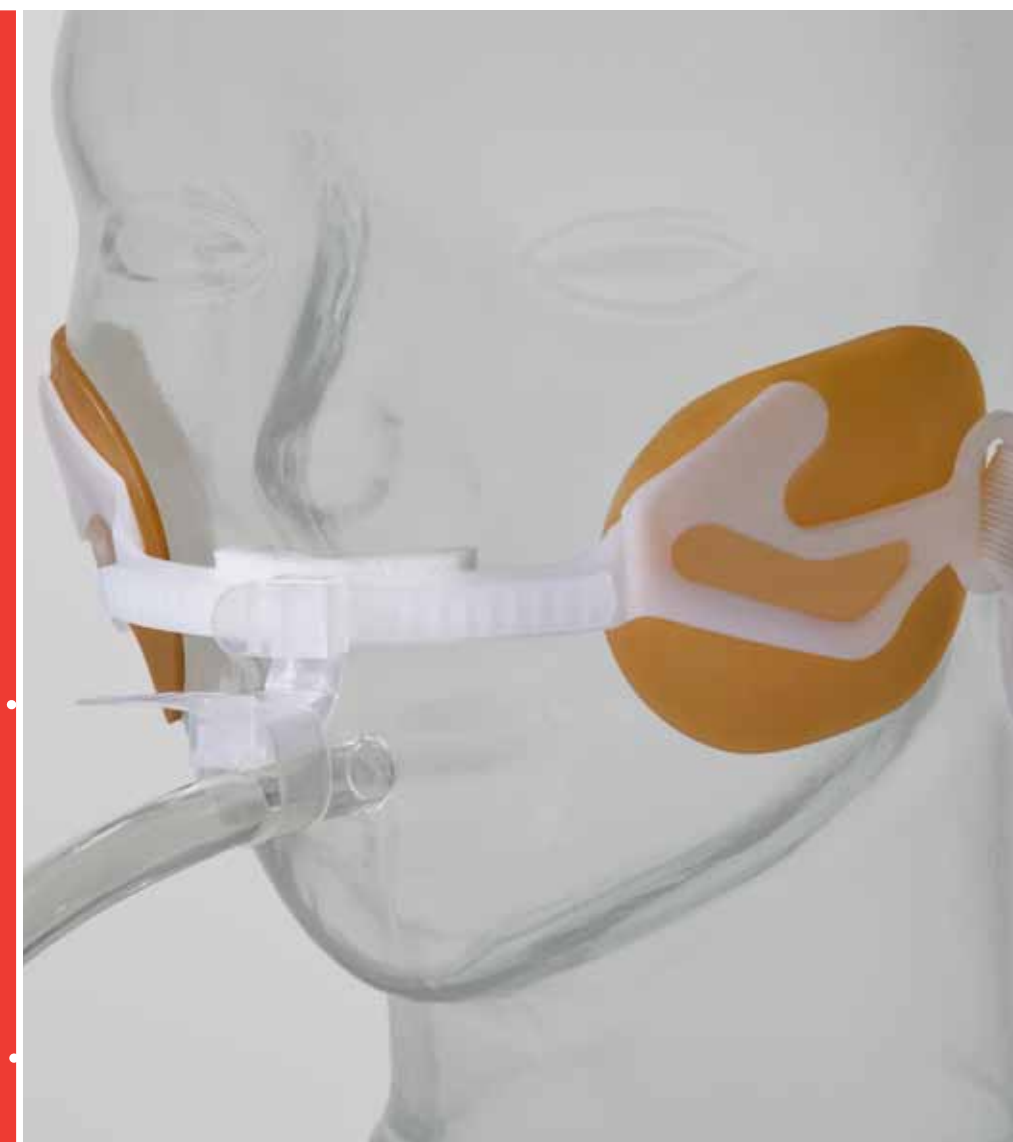


For more information about the Anchor Fast Oral Endotracheal Tube Fastener, contact your sales representative.

The right choice.

1. Veneman W, Adams-Stubbs D. (2010) An Alternative Approach to Prevent Lip Pressure Ulcers in the Intubated Patient. Presented at The Symposium on Advanced Wound Care. 17-20 April 2010, Orlando, Florida.
2. Miller K, Fenstermaker C, Limoge D, Leshko R, Lutz A, Morgan G, Cornman L. (2009) A Utilization of Anchor Fast Oral Endotracheal Tube Fastener to Reduce the Incidence of Lip Ulcers. Presented at The 55th International Respiratory Congress. 5-8 December 2009, San Antonio, Texas.
3. Garcia R, Jendresky L, Colbert L, Bailey A, Zaman M, and Majumder M. Reducing Ventilator-Associated Pneumonia Through Advanced Oral-Dental Care: A 48-Month Study. American Association of Critical-Care Nurses. 2009. <http://www.ajconline.org>

Secure
Clean
Practical



The right choice for securing endotracheal tubes.
The right choice for optimizing oral care.
The right choice for helping safeguard skin health.

Anchor Fast

Oral Endotracheal Tube Fastener

The Anchor Fast Oral Endotracheal Tube Fastener combines a number of unique features that make it the right choice. As part of a multi-faceted approach, it helps to prevent the formation of lip ulcers^{1,2} and eases access to the oral cavity to optimize patient oral care. Implementation of a comprehensive oral and dental care protocol has been shown to help reduce the incidence of ventilator-associated pneumonia (VAP) during endotracheal intubation.³

Reducing VAP Through Advanced Oral-Dental Care

In an independent study, “findings suggest that use of advanced tools, a comprehensive oral care protocol, and staff compliance with the protocol can significantly reduce rates of ventilator-associated pneumonia and associated costs.”³

Simple to use

1. place

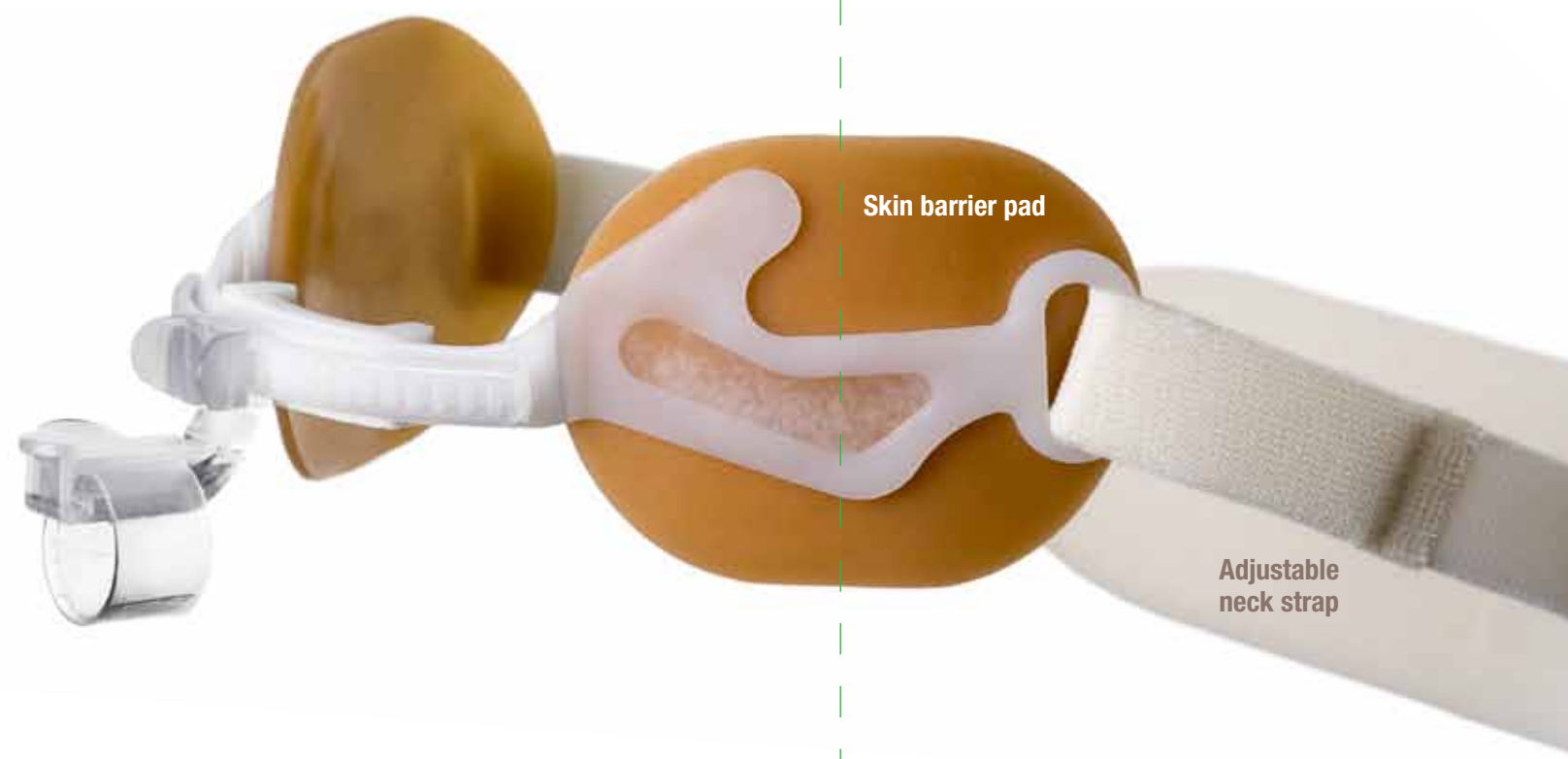
place nonabsorbent upper lip stabilizer so it rests on skin between nose and lip; place skin barrier pads on cheeks

2. secure

secure using ET tube wrap with non-slip grippers and one-click security clamp

3. position

position gliding tube shuttle; reposition for oral care and pressure relief




ET tube wrap with non-slip grippers



One-click security clamp



Gliding tube shuttle



Nonabsorbent upper lip stabilizer



Product features

Gliding tube shuttle allows the ET tube to be easily repositioned from side to side, while the tube remains secure

ET tube wrap with non-slip grippers helps prevent inadvertent tube movement

One-click security clamp locks the ET tube in place; one-click releases the clamp for tube repositioning

Nonabsorbent upper lip stabilizer keeps the tube lifted off of the patient’s lip, which helps alleviate undo pressure on the patient’s mouth and helps to prevent excess moisture build-up that can lead to skin breakdown

Skin barrier pads fasten the device firmly in place; the unique skin barrier formulation is designed to be gentle on skin, easy to apply and remove, and moisture resistant to help prevent the device from moving out of position

Adjustable neck strap helps provide extra security against possible extubation and it is replaceable.

Stock No.	Description	Quantity
9799	Anchor Fast Oral Endotracheal Tube Fastener	Box of 12
9788	Anchor Fast Replacement Neck Band Straps	Box of 4

Caution: Prior to using the Anchor Fast Oral Endotracheal Tube Fastener, be sure to read the entire product Instructions for Use that accompany the product.

