

Oval Stoma Measuring Guide




INSTRUCTIONS:


Cut out each gray oval without crossing the red border lines to create your own stoma measuring guide.



Hold your mobile device so the code appears in the viewfinder in the camera app, and when prompted, tap the notification to open the link to enroll in Hollister Secure Start™ services.




1-1/4" x 3/4"




1-1/4" x 1"




1-1/2" x 1"




1-1/2" x 1-1/4"




1-3/4" x 1"




1-3/4" x 1-1/4"




1-3/4" x 1-1/2"




2" x 1-1/4"




2" x 1-1/2"



2" x 1-3/4"



2-1/4" x 1-1/2"



2-1/4" x 1-3/4"

